

I Forget Walls

Contents

General Rave	3
History:.....	3
Approach:.....	3
Bikram Bloc	5
The Mushroom.....	8
Orange Walls	9
Burnt Cave.....	13
Smokers.....	14
Monosynaptic Wall	15
Forgotten Child Area	19
Brownie Points Wall	21

Doug repeating 'Nephila', this time on bolts.



General Rave

A long and eclectic cliff hiding a great variety of moderate sport and trad routes, walking distance from Stapylton Campground.

Be aware of potential loose rock and bring a brush and helmet as most lines are yet to see extensive traffic.

All glue in bolts are 316 stainless and have been installed with pure epoxy and painted to minimise visual impact. All lines are equipped with rap rings or stainless clip and lower anchors with the intent of climbers rethreading rather than rappelling. Although if you are top roping a line please use your own draws to reduce unnecessary wear on the fixed hardware. Packing a stick clip is worthwhile as some of the first bolts are fairly high off the deck.

The cliff generally faces West and most lines come into sun mid arvo, but there are always some lines in the shade to be found if it is a hot afternoon. It's a great place to be on a sunny winter afternoon, but still very worthwhile if you get started early in the day in summer. Phone reception is patchy on the walk in but ok once at the cliff, particularly at Mushroom Rock.

Please do not add routes to 'The Crag' yet. This will be done by the FAs in due time.

Route count by style:

Sport - 47

Trad - 12

PV have requested the use of appropriately coloured chalk in Gariwerd, please keep this in mind at IFW.

History:

Adam Demmert and Joe Goding were the first recorded climbers to visit this cliff in 2008. Neither remembered what they climbed or what they called them, hence the name. Doug wandered around and fought his way up some scary trad lines from 2017 and soon returned with a motivated Toby for an extended campaign to develop a variety of sport and trad outings.

Approach:

A half hour walk from Stapylton Campground thanks to an old vehicle track and the PV invasive wattle management work. Mostly on easy flat open woodland, with a short incline just before the cliff itself.

Start at the Ngamadjidj Shelter car park at Stapylton Campground. S36.92485° E142.38293° Take the right fork at the start of the Ngamadjidj Shelter Circuit tourist walking track, and when it starts to loop back left keep an eye out for a 4WD track off to the right - the track that also heads to Sentinel. Take this and continue along through a marshy section (S36.93013° E142.38696°) until it pops up a small bank and the obvious track peters out at a woodchipped clearing.

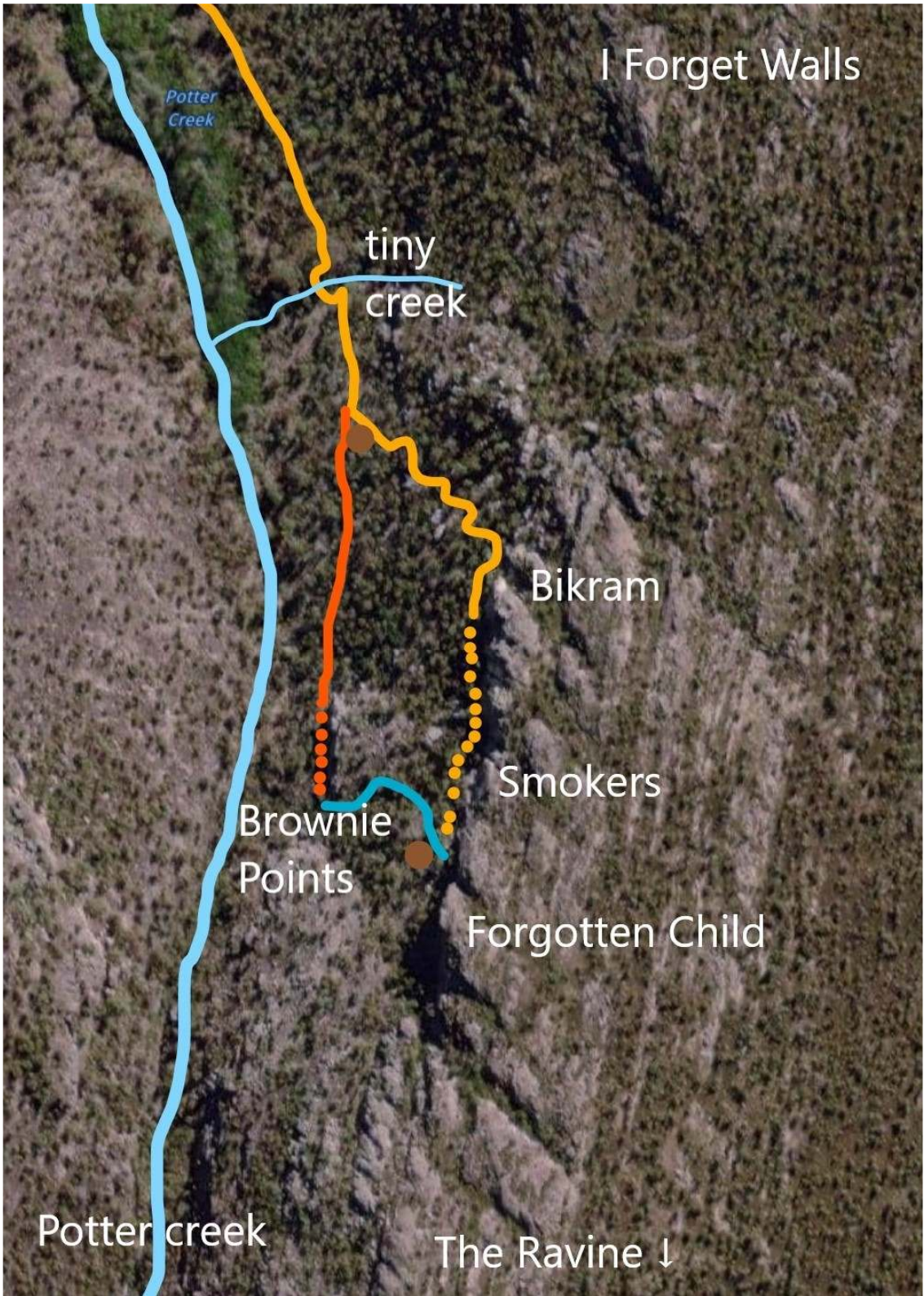
From here you can see Sentinel cave up the hill off to your left, instead go straight ahead (staying

near the creek bed) up the valley bearing south. As the creek begins to bend right keep heading straight up the left bank past a PV star picket (S36.93142° E142.38716°) until you rejoin the again obvious 4WD track. This jeep track now follows the upper left bank above Potter Creek for 500m before dropping back down into the valley. Keep walking along the left side of the creek until you come to a thick and wide section of scrub stretching across the creek. Plunge into the bush via a grass clearing off to the left 50m before the thicket at a marked track (approx gps: -36.935,142.385). Continue South towards the crag for about 150m on an obvious game track through the scrub until you pop back out on open ground to the left of the creek. Stay on the left bank of the creek and about 200m along pick up the marked trail branching off heading up SW towards the crag (approx gps: -36.939,142.385). After crossing a small intersecting creek (S36.94007° E142.38662°), a large boulder lies ahead of the path where it forks. The right fork continues straight ahead across the hill and takes you to Brownie Points, the left track scoots steeply up the hill via switchbacks to the Bikram end of the main walls (turn right when you reach the cliff line proper).

Another cairned trail below 'Hauser' forks off at the boulder below the short scramble up and runs down next to the overhanging boulder. This connects Brownie Points with the I Forget main cliff creating a circuit - see map for more.



Right: The view of the crag from the floodplain, The Mushroom is clearly visible.



Bikram Bloc

On the far left end of the main cliff and the first substantial face you will come across if you take the LH switchback track up from the boulder on the approach trail. Multi aspect giant boulder style wall which packs in some quality climbing on good stone despite its compact height.

1. *A Touch Of Cloth 13m 21 Sport

Located on a separate buttress 10m directly up above and behind Dagwood Dog. Access by scrambling up via a cairned slot at the left end of Bikram Bloc. Fun climbing with a great outlook through gentle bulges flirting with the arete. Should be a hoot (aka dyno) if you are short. Gets a star due to the wall's orientation, it receives all day sun in winter and late arvo shade in the summer. 6RB
FA Toby O / Douglas H 2022

2. Subordinate 10m 15

Sport


The first bolted line you come to on the approach track. Wrestles its way up the arete on the left end of the wall. Clip and lower anchor. 5RB
FA Toby O / Luke B 2022

3. **Dagwood Dog 12m 23

Sport

A little short but has awesome sustained and technical face moves. The second ring bolted route up the middle of the clean face on the left side of the block. Sun from around lunchtime. Rap rings at belay. 5RB
FA Toby O / Luke B 2022

Luke, first thing on a winter's morning feeling 'A Touch of Cloth'



Tom on 'Dagwood Dog'



4. **Benjy 14m 16 Sport

Starts in the shallow corner 2m R of DD. Follow the crack system up and slightly R, stepping back left as it steepens. Originally lead on fiddly trad.

FA Toby O / Douglas H 2022

5. **Cobruhh 10m 20 Sport

Steep fun just right of the corner, 8m right of DD. Double U anchor, best to rap to clean. 5RB

FA Luke B / Toby O 2022

6. *Happy Baby 10m 16 Sport


Tricky start then cruisy yet thought provoking face climbing.

Clip and lower anchor. Sun from late arvo. 5RB
FA Toby O / Luke B 2022

FA Toby O / Douglas H 2022

7. **Worrier Pose 10m 22 Sport

Arch those eyebrows. More thin and consistent face climbing.
Stick clip the first bolt, watch your back, and no bridging on



the boulder. Double U's at anchor. 5RB

The Mushroom

Toby on 'Happiness & Authority'



Scramble up opposite *Worrier Pose* and carefully traverse around the front above Big Orange. In shade 'til about four in the warmer months.

8. *Ignorance & Bliss 11m 24/25 Sport**

Gently overhanging with technical moves on good holds and pockets with a steep finish via a big scoop. Best to stick clip second bolt, and place single biner on the first as a directional. Envisioned by Doug, equipped by Toby, FA snatched by Ricky.
FA Enrico S 2023

9. **Happiness & Authority 11m 22 Sport

Pumpy jugs up the orange streak on the right.
FA Toby O 2023

Orange Walls

The collection of walls from the big orange scoop below the mushroom running long to the burnt cave.

10. *Sad Euphoria 19m 18 Sport

Back on the lower level. The left hand line in the big orange scoopy wall. Tricky start moves to shelf, then glorious overhanging jugs to double ring anchor.

FA Toby O / Luke B 12/22

11. *Lactic Intolerance 20m 23 Sport

Up the middle of the orange face with increasing difficulty and steepness. A tough move gets you to the roof, place a long draw then head out through the wild roof flake. The headwall can also be climbed above the lip but does add significant rope drag. Clip & lower at lip and fixed biner under roof to aid cleaning. 9RB

FA Douglas H - 08/22

Enrico onsighting 'Lactic Intolerance'



12. **Forget Me Not 21m 17 Sport

Extremely pleasant moves with an obvious one move crux. Follow the grey streak diagonally to arête moving right at the horizontal break. Up the headwall to clip & lowers. 9RB
FA Douglas H / Toby O - 06/22

13. *Facing Shade 10m 19/20 Sport

Around the corner from Forget Me Not. Short but good pumpy fun with all day shade. 4RB to rings.
FA Martin L / Toby O

14. *10am R&B 13m 15/16 Sport

Just R of the large gum. Easy fun on amazing holds. One reachy but very well protected move. Clip and lower anchor. 6RB
FA Toby O 2023

15. No girls, No TV 13m 15 Trad

Crack between the two sport routes to 10am anchor. Fiddly.
FA Luke B 2023

16. **Girls on the TV 14m 16 Sport

Quality climbing on a nice wall at a very fun grade. Clip and lower anchor. 7RB
FA Toby O 2022

17. Malleolus 15m 21 Sport

Up clean orange face and up through the crux roof pull 3m R of GOTTV. Clip and lower anchor. 7B (FHs & RBs)
FA Luke B / Toby O 2022

18. What's your name again? 40m 17R Trad

Sandy grey face on the arête left of *Cherub*. 1. Head straight up over multiple horizontal breaks till sloping ledge. 2. Either go straight up again through horrible death flakes or bail out right through easier (safer) terrain.

Could do with a retro.

FA Douglas H / Zac B - 01/08/2018

19. *Cherub 15m 14 Sport

Originally climbed on trad with barely any gear by Doug in 2018 but now a fun easy sport route. Use the two cracks to gain the ledge then up the easy face above. Say hi to the stone baby guarding the belay. 8RBs to rings.

FA Douglas H / Zac B 2018 & Toby O / Martin L 2023

20. *Stallone 22m 19 Sport**

Muscle up the overhanging corner via amazing pockets that beg for a three points off moment, before cresting over into steep slab territory. 8RB

FA Toby O / Enrico S 2022

21. *Demolition Man 16m 19 Sport

Starts in the scoop 4m R of Stallone, diagonally up to break, traverse then pull the lip trying to stay off the hold on Stallone then slab to rings. 5RB

FA Martin L / Toby O 2023

Luke on '10am R&B'



'Stallone' corner



22. Demolition Direct - Closed project

ML. Direct start via undercut arete

23. **Faff Pack 17m 20 Sport

Leave the faff pack on the ground and enjoy this fresh clip up. Start up the right leaning crack, pull the lip trending left of the third bolt and gobble up the fantastic face above. Any bridging along the way will cost you a grade or three. 8RB

FA Toby O / Douglas H - 02/2022

24. *Roofs Manuva 16m 20 Sport

Over the chasm right of FP. Originally started off the block at around 18, now also has a direct start from the ground. Clip and lower anchors. One hope, one quest.

FA Luke B / Toby O 2022

'Faff Pack' wall



Burnt Cave



The burnt out overhung sector with rock that swings between top quality and very average.

25. **Confirmation Bias 15m 23 Sport

5m R of RM. Bouldery fun with some killer moves. Don't let the seasonal waterfall and somewhat scrappy rock at the start put you off. Seeps at the start (to put it mildly) after rain. 6 bolts to DBB
FA Toby O 2022

26. Closed project - ML

The steep bolted route a few metres right of CB, please stay off for now.

27. Closed project - Bad Boy Billy

- Ricky's line with the crazy looking bolts 10m R of CB through the cave roof, please stay off for now.

Smokers

Continue just around the bend to this impressive tall grey corner wall of high quality rock. Stays in shade until late afternoon. S36.94292° E142.38796°

28. Mortein Pig 24m 14 Trad

Starts 3m to the left of the first bolt on The Cubans in the corner. Up steeply at start then take the big long diagonal line to the anchor on TC. Sparse gear in the top half but the climbing is easy.

FA Toby O / Luke B

29. *The Cubans 23m 17 Sport**

Either traverse in or go nuts and cut loose at the start. Long, consistent and absorbing at the grade. Named after some particularly memorable sandwiches. 8RB to clip and lower. Stick clip advised for first bolt.

FA Toby O / Douglas H - 02/2022

30. **Cinny Bun Brain 15m 17 Sport

Gently bold but who doesn't like some cinnamon spice? R line of RBs next to The Cubans. Start on the blunt arête and meet up with the right trending ramp. Mind the shallow ledges on the way to the well protected crux before the victory jugs and clip & lowers. 8RB

FA Douglas H / Toby O - 02/2022

31. **Cigars of the Pharaoh 25m 18 Sport

The next line to the R linking into CBB up high. More superb climbing. Stick to the left at the crux. 9RB

FA Toby O / Douglas H - 07/2022

32. Glass Barbeque 25m 13 Trad

Crack addiction. Follow the major splitter to the convenient anchor above WtB. Climbs mostly on the slab. Can be done with shuffling cams and nothing larger than a #4.

FA Douglas H / Dean B - 08/2022

33. **Winnie the Blue 25m 13 Sport

Good fun! Up the shallow corner and golden honey slab above. Initially led with one bolt and specialty pro. 7RB to clip and go.

FA Douglas H - 07/2022

34. *Durry Puncher 20m 18 Sport

Nice slabbing staying mostly on the dark weathered streak past the bolts to clip & lowers. 7RB

FA Douglas H - 06/2022

35. Mum's Virginia's 20m 13 Trad

The crack line right of Durry Puncher, ending at the same anchors. Reasonably entertaining start then easy but run out to the top.


FA Toby O / Raj N 2022

Toby on 'Cinny Bun Brain'



Monosynaptic Wall

Terabithia & Fresh Prince Albert's



Long slabby wall beginning 20m to the right of Winnie The Blue corner.

36. Terabithia 15m 18 Sport

Perplexing start to good slabbing. 6FHs to DBB
FA Toby O / Enrico S 12/06/2022

37. **Fresh Prince Albert 25m 13 Sport

2m R of Terabithia. Step off the blocks to gain the big slot. Over the rooflet following the runnels of least resistance passing the fresh prince at the large ledge and DBB. Lower



Luke on 'Sega'

now or belay and abseil for the full adventure.

FA Douglas H / Amy S - 01/2022

38. *Sega 20m 22 Sport**

Thin and steep bolted slab with superb technical moves 2m R of CD. 6RBs to rap rings.

FA Toby O 2022

39. *One Two Seven 18m 14 Trad

Finger crack 15m r of Segs, shares anchor with ROC

FA Martin Lama 2023

40. **Reliance on Compliance 21m 22 Sport

Starts in the little alcove. Thin bolted slab. 6RB to rings.

FA Martin Lama 2023

Luke on 'Holey Diver'.



41. *Beefeater 21m 20 Sport

Bolted slab & arete. Either start as ROC or bridging is permitted while getting yourself established. 6RB to rap rings.
FA Luke B 2022

42. **Monosynaptic 21m 17 Trad

A singular brain cell. Classic R facing dihedral. Starts from the

ledge and goes direct up brilliant finger and hand jams. Solid gear and now meticulously scrubbed for your consumption!
Belay/ lower from Beefeater anchor.

FA Douglas H / Amy S - 01/2022

43. *Bongo Birds 25m 15 Sport

First bolted line left of the big boulder. Steep start to bulges to slab. Rings at belay.

FA Luke B / Toby O / Martin L- 06/2023

44. *The Chin 15m 17 Sport

Middle ring bolted line. Steep start to bulges. Rings at belay.

FA Toby O / Luke B / Martin L- 06/2023

45. **Holey Diver 22m 15 Sport

Novelty route! To keep the grade consistent at 15 crawl through the hole into the cave and tie in from there. Total jug fest. Needs more cleaning up high. Rings at belay.

FA Toby O / Luke B / Martin L- 06/2023





Luke on the opening moves of 'Nephila'

Forgotten Child Area

The main wall and home of the original route at the cliff. Features a massive cave, and a compact vertical wall.

Follow the trail along from Cheeseburger face for 100m weaving through some boulders. The track moves away from the cliff base for the last 50m to avoid scrambling over the large broken blocks.

Right before you pop out at the cave you'll come to a fork in the track next to an overhanging boulder marked by a cairn. Keep left to find the following routes. Heading right 75m down the hill instead takes you to Brownie Points Wall.

46. Hauser 13m - Open project -

Up pocketed face with good climbing despite the average rock, into steep and bouldery orange scoops with frustratingly hard stopper move. Pity. Climbs ok to the lower anchor. 7RB to rings.

47. Closed Project - Doug.

The crazy looking roof line. 9RB

48. ***Nephila 28m 22 Sport

Initially climbed as a bold ground up trad lead, this line is now a delightful sport adventure! The tall line to the right of the Recollection cave. Begin at a small finger crack below a big thread. Figure out a way to get off the ground and follow the orange runnels using the grey flakes where needed. Keep left through the roof then charge up the headwall. 12RBs.

FA Douglas H, Jonathan C - 09/2017

Retro'd by FA in 2022

49. Luchen Fichen 15m 13 Trad

Scramble to the top of the big boulder to access the left of the two big cracks. Climb up to the good belay ledge on the right. Descend via TFC lower offs, may need to stay roped up to access them.

FA Jonathan C, Douglas H - 09/2017

50. *Tears in Rain 13m 17 Trad

Nice finger jamming with good pro. Follow the small crack left of The Forgotten Child. Rap off TFG anchor.

FA Adam D, Joe G - 2008

51. *The Forgotten Child 13m 19 Sport

The first line at the crag. Curved seam with orange streak. Has been retrobolted so is now all sport. 6FH? and lower offs above the ledge.

FA Adam D, Joe G - 2008

52. *The Don 12m 19 Sport

The clean arete right of TFC. Trundle up the blocky start then step on and resist any urge to bridge. Like kabana by the campfire, the don is the goods! 5FH to rings

FA Luke B / Enrico S - 11/06/2022





Doug on his closed project

53. **The Deal 13m 22 Sport

The clean and pumpy ring bolted face right of the Don. Beautiful pocketed start leads through a technical sequence of quality moves before jugs to the top. 5RB's to clip and lower.

FA Toby O / Luke B 2022



Brownie Points Wall



Tucked away down the hill a little from the main area you will find a nice vertical wall hosting a bunch of fun routes at friendly grades. Clip and lowers are installed on all anchors but please use your own hardware if top roping. Easy access to the top of the cliff via a giant's staircase 50m further past The Bolt Report. There is also cairned trail from the top of the stairs that scoots up the hill to the I Forget main wall (50m).

54. **Elvis 12m 21 Sport

In shade all day. The steep line at this wall is great fun despite the sandy start. The slightly ominous looking block at half height doesn't appear to be going anywhere anytime soon, but you know, be careful with it. 5RB to rings
FA Toby O / Luke B 2022

A line to the right of Elvis has been top roped starting up the grey wall, stepping across the void near the orange pockets and joining up at the horizontal break. Goes at around 19.

The following routes are all in the sun from mid afternoon.

55. *Stump Grinding 101 15m 18 Sport

The first bolted line on the main wall. Reachy! 5RB
FA Luke B / Toby O 2022

56. 900 Dollarydoos 13m 14 Trad

Takes the crack between the two ring bolted routes, finishing at SG101 anchor.
FA Doug H - 07/2022

57. **Doug 3:16 13m 17 Sport

And the Lord said thou shalt install only the finest grade of steel. Starts off the top of the block. 5RB
FA Toby O / Doug H 2022

58. **Cardigan Village 15m 17 Sport

The black line. Can be a little wet in winter. 5RB
FA Toby O / Doug H 2022

59. *The Bolt Report 15m 18 Sport

The 'far right' line on the cliff with a thin start. 6RB
FA Luke B / Toby O 2022

Brownie points main wall

